
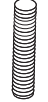


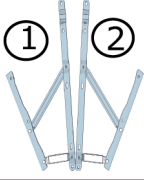





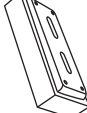


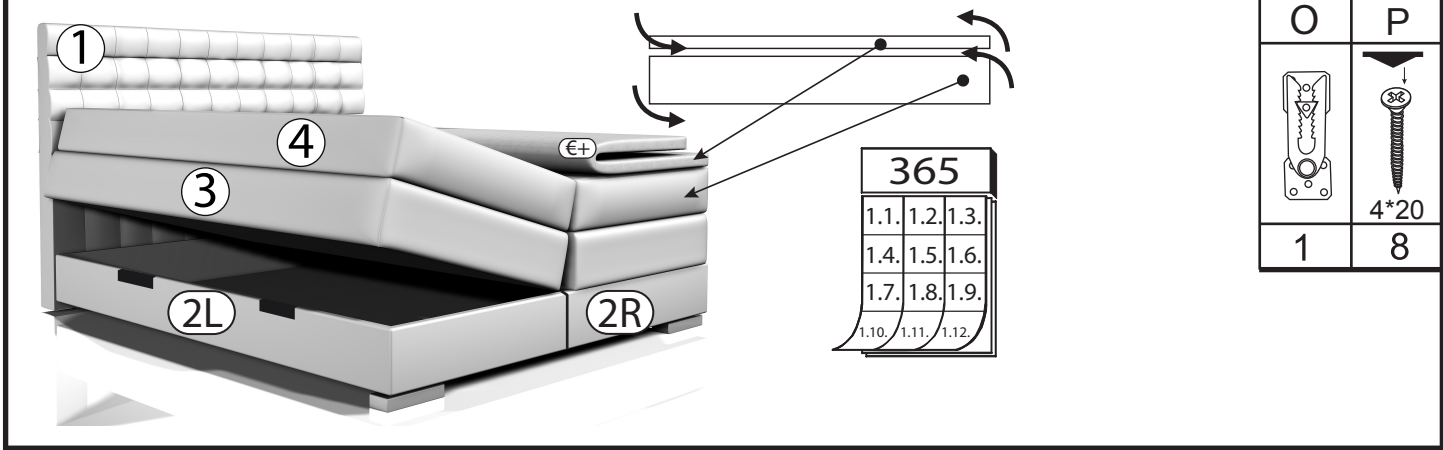
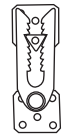



A	B	C	D	EL / ER	F	G	H	I	J	K	L	M	N
											-		
10	M8*80 4	M8 4	M8*20 20	2 / 2	350N 4	M8*16 8	160 cm = 0 4	4*16 16	1	2	-	4	M8*30 4



O	P
	
1	4*20 8

